

AUSTRALIAN SURVIVOR

CASE STUDY

Produced by: Endemol Shine Australia
 Commissioned by: Network 10/CBS



SHOW OVERVIEW

Australian Survivor filmed two series almost back to back on tight turnaround in 2021 to meet the broadcast schedule.

Lumi provided the platform for planning from day one through to execution in the field and collection of all data and records on the go. It also provided a central digital hub, bringing all the information of the team together in one place - even while working in different locations and in home/office scenarios.

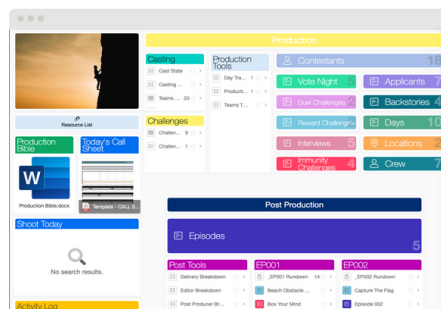
HOW LUMI HELPED

Lumi provided the hub bringing together all the moving pieces of the show in one place.

What would have ordinarily been shared through email, notes, meetings, dropbox, shared drives was all neatly in one place.

Lumi flowed information through each stage of production - from casting and challenge development in pre-production, to day planning and production trackers in the field, and episode planning and blueprints for Post.

By every team working in place, they automatically updated the project and each other. Information collected in Lumi was searchable, filterable, and easily structured to follow the shoot schedule of the program.



Example: Team Dashboard

The team made effective use of templates across the project to ensure consistency of information and to increase efficiency.

Templates for applicant and contestant cards, challenge cards, and shoot day cards ensured information was collected and presented in the same way by all producers.

Templates were copied and repurposed from one season to the next, reducing setup time and ensuring teams were able to hit the ground running.

AT A GLANCE

Challenges

- Information all over the place
- Time lost bringing people up to speed
- Duplication of effort
- Siloed teams

Benefits

- Centralisation
- Overview
- Cost control
- Transparency
- Rapid fire-up



"I'm a huge believer in maximising efficiencies on a team and making everyone's lives as simple, effective, and easy as possible.

Lumi is basically the holy grail of all of that."

Keely Sonntag
 Executive Producer

AUSTRALIAN SURVIVOR

CASE STUDY

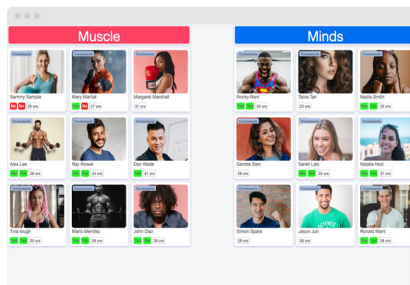


How Lumi helped Pre-Production

Casting Team

3D visualisation boards and trackers helped the team "imagine" the cast as it was coming together.

A simple cast template was created, including tabs for everything from bios to communication, interview and audition notes, master IV, story and travel notes.



Example: Visual Casting Board

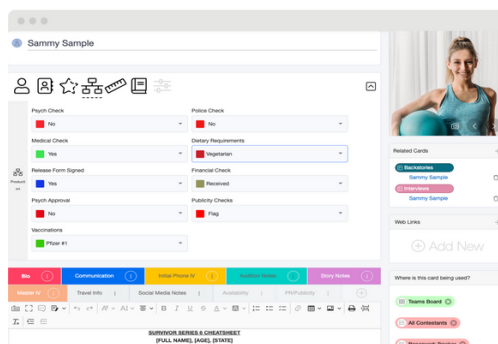
The template meant information about each applicant was added in one place, in a consistent way. No duplication. And no need to re-version for client approval.

Cast could be presented to the broadcaster digitally, enhancing video sizzles and ensuring decisions made in casting meetings were immediately noted in one place.

Kanban "do, doing, done" tools were used by the team to move applicants through workflows, diligence checks, auditions and travel details.

As each member of the cast was signed off, applicant cards were rebadged as contestant cards to signal who was moving through to production. All the information and insight collected during pre-production flowed automatically to the production team.

During the shoot, the production team grew the information about each contestant on these same cards, ensuring everything about an individual was captured in one place throughout the entire project.



Example: Contestant Card

AT A GLANCE

Highlights - Casting Team

- 3D visualisation boards and trackers help "imagine" the cast.
- Simple cast template for consistency, reduced duplication of effort, no re-versioning required.
- Information and insight collected during casting flows through to the production team - nothing forgotten or lost.
- Everything about individual cast members captured in one place.



"Getting my producers set up on the new series was incredibly quick and easy because everything was already set up and ready to go from the previous series."

Phoebe McMahon
Series Producer

AUSTRALIAN SURVIVOR

CASE STUDY



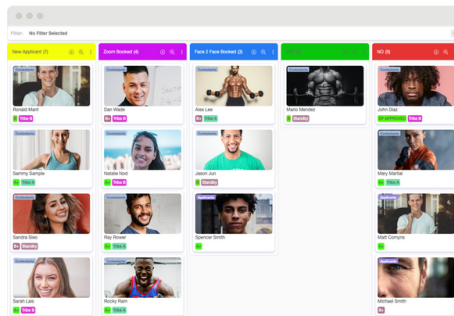
How Lumi helped Pre-Production

Backstories

Similarly, a template was created to bring structure to the planning and scheduling of backstories.

The template included tracking fields to identify the field and post-producers responsible for the execution of each backstory, tabs for backstory notes, scene planning, and a rough schedule.

To connect the moving pieces, backstory and contestant cards were linked in Lumi using the related cards function, building an easy-to-navigate network of information.



Example: Casting Status Kanban Board

This provided essential briefs to field producers, often freelance, picking up backstories in various locations.

Challenge Team

Using a pre-defined challenge template, the team was able to capture information about each challenge consistently and in one place - rules, testing notes, construction notes, risk assessment, final script etc.

Downstream teams were able to access all information relevant to a challenge on-demand. Then as challenges were filmed and completed field notes, results, highlights and producers briefs were all collected on the go too.

Custom exports generated from within Lumi were printed and provided to the field team on the day of each shoot. Information was pulled directly from each challenge card into a pre-designed template by pressing one button, saving the production team hours.

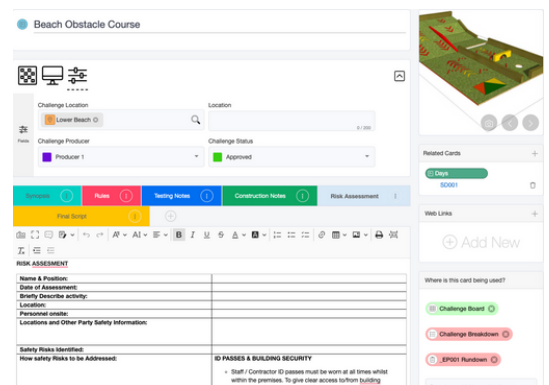
AT A GLANCE

Highlights - Backstories

- Templates bring structure to planning and scheduling.
- Easily accessible briefs make it easy for field producers, including freelancers, to pickup backstories.

Highlights - Challenge Team

- All challenge information captured in one place.
- Downstream teams can easily access challenge information on-demand.
- Custom exports for field crew save the production team hours.



Example: Challenge Card

AUSTRALIAN SURVIVOR

CASE STUDY

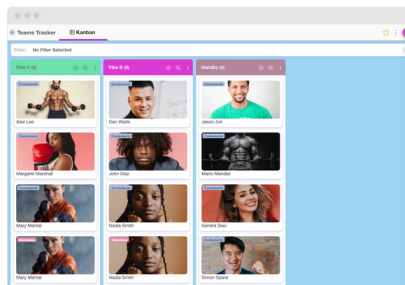


How Lumi helped Production

Lumi enabled the team to manage workflow efficiently during production.

Teams worked in the field in shifts, recording around the clock every day of the shoot. Handovers from tired, rushed people using a variety of platforms, resulted in key information getting lost in the shift changes.

Having a single place to capture information meant that both alternate shifts and downstream teams were kept updated with events and dynamics within the tribes and between individual contestants.



Example: Teams Tracker

Every person in every role was able to access information on their own devices, swiftly and easily from wherever they were.

Each "day" was developed and tracked on Lumi through pre-production, shoot, edit, and delivery. Day cards included tracking fields for production checklists, shoot details and post-production. Tabs, holding the bulk of information, included the producer brief, story grid and post-production notes.

All planning, overviews, challenges, updates, and tribe and individual interactions were documented and flowed consistently through the production process with each card. An update changed in one place, updated everywhere, keeping the production dynamic and consistent.

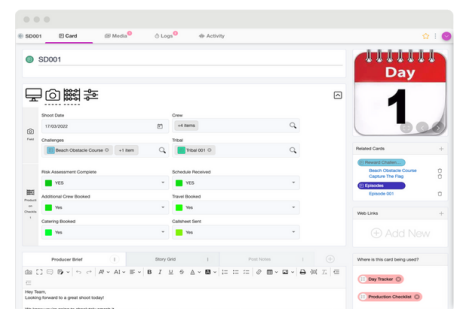
Master Interview questions - changing daily depending on eliminations and reality scenes - were updated in bulk across all talent cards ensuring all story threads were covered off and producers knew what was needed.

Tribal council and all other "set" shoots were logged live into Lumi logs - fully searchable and able to be read live as they happened from anywhere in the world.

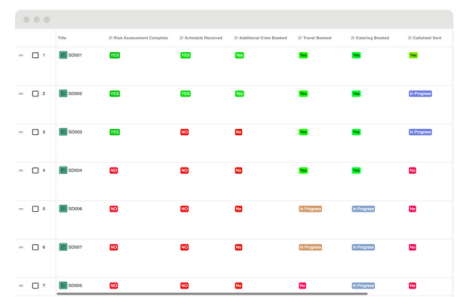
AT A GLANCE

Highlights - Production

- Workflow managed efficiently through Lumi.
- One place to capture information keeps everyone updated in real-time.
- Each "day" developed and tracked on Lumi throughout the project.
- All "set" shoots logged live in Lumi Logs - searchable and able to be read live as they happened from anywhere in the world.



Example: 'Day' Card



Example: Production Tracker

AUSTRALIAN SURVIVOR

CASE STUDY



How Lumi helped Post-Production

The post team hit the ground running, getting a feel for what was happening in the field by reviewing day and challenge cards as they were updated.

Post producers and editors had a better overview of their piece in the puzzle knowing which storylines were coming through from previous episodes.

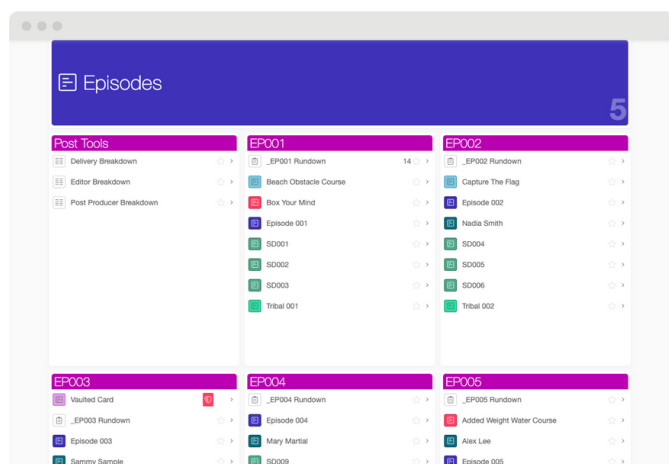
Lumi enabled a digital "get up to speed" on day 1 giving them a much better understanding of who was who and what was happening through the series.

Each episode had its own "set" pulled together on the Lumi dashboard displaying all the episode components (day cards, challenge cards, tribal council) in one clear "silo". All details were always available and producing notes were instantly discoverable.


AT A GLANCE

Highlights - Post

- Team able to hit the ground running.
- Able to review day and challenge cards as they were updated.
- Components for each episode pulled together into "sets" on the dashboard for easy navigation.



Example: Episode Sets on Dashboard



Example: Episode Blueprint created in Lumi Rundowns